

IHSG	6,898
Change (%)	-1.10%
Net Foreign	893 B
Support	6840
Resistance	6930

Sectoral	Last	Change %
IDXBASIC.JK	1,347	-0.20%
IDXCYCLIC.JK	733	-0.52%
IDXENERGY.JK	2,263	0.01%
IDXFINANCE.JK	1,352	-1.35%
IDXHEALTH.JK	1,431	1.20%
IDXNONCYC.JK	698	-0.19%
IDXINDUST.JK	944	-0.62%
IDXINFRA.JK	1,439	-1.12%
IDXPROPERT.JK	616	0.33%
IDXTECHNO.JK	3,277	-1.31%
IDXTRANS.JK	1,265	0.60%

Commodities	Last	Change %
Crude Oil Jul 24	75.5	-0.01%
Brent Crude Oil	79.6	0.00%
Gold Aug 24	2311.8	-0.57%
Copper Jul 24	4.5	-0.32%

Indeks	Close	Change %
Dow Jones Industrial Average	38,799	-0.22%
S&P 500	5,347	-0.11%
NASDAQ Composite	17,133	-0.23%
FTSE 100	8,245	-0.48%
DAX PERFORMANCE-INDEX	18,557	-0.51%
SSE Composite Index	3,051	0.08%
HANG SENG INDEX	18,367	-0.59%
Nikkei 225	38,844	0.41%

Indikator	Tingkat
GDP Growth Rate	-0.83 percent
GDP Annual Growth Rate	5.11 percent
Unemployment Rate	4.82 percent
Inflation Rate	3 percent
Inflation Rate MoM	0.25 percent
Interest Rate	6.25 percent
Balance of Trade	3558 USD Million
Current Account	-2161 USD Million
Current Account to GDP	-0.3 percent of GDP
Government Debt to GDP	39.9 percent of GDP
Government Budget	-1.65 percent of GDP
Business Confidence	14.11 points
Manufacturing PMI	52.9 points



Source: Trading View, Divisi Research Erdikha

NEWS HIGHLIGHT

- Tambah Porsi, UBS AG Gulung 32,85 Juta Saham Media Bakrie Group (VIVA)
- JKON Gelontorkan Dividen Rp69,31M Setara 29,19 Persen Laba 2023
- Mei 2024, Kontrak PTPP Tembus Rp8,9 Triliun
- Superior, Arthakencana Serok 23,74 Juta Saham AKRA Rp37,93 Miliar
- Laba Susut, Mega (ZONE) Salurkan Dividen Rp16,15 per Lembar

NEWS MARKET

- *SENTIMEN GLOBAL***
- * Wall Street ditutup melemah pada perdagangan sebelumnya dengan laporan pekerjaan diatas konsensus dan kenaikan upah yang signifikan, sementara tingkat pengangguran sedikit meningkat, menunjukkan ekonomi yang cukup kuat tanpa perlu penurunan suku bunga oleh Federal Reserve.
 - * Bursa Eropa ditutup melemah pada perdagangan sebelumnya dipengaruhi oleh sektor yang sensitif terhadap suku bunga seperti real estate dan utilitas, karena laporan pekerjaan AS yang lebih kuat dari perkiraan memicu kekhawatiran bahwa Federal Reserve tidak akan menurunkan suku bunga.
 - * Asia ditutup variatif didorong oleh sentimen dovish dari bank sentral global dan sinyal penghentian kenaikan suku bunga oleh Federal Reserve.
- *SENTIMEN DOMESTIK***
- * Faktor global juga mempengaruhi pergerakan pasar di level domestik. Rupiah terdepresiasi 0.54% ke level 16,277.
 - * Imbal hasil obligasi negara tenor acuan 10 tahun turun dari 6.92% ke 6.91% dan IHSG -1.10%. Pergerakan pasar dipengaruhi oleh Rilis Data Inflasi yang dibawah ekspektasi konsensus sebesar 2.84% YoY (vs 3% YoY periode sebelumnya).
- *SENTIMEN MAKRO***
- * Inflasi, Badan Pusat Statistik (BPS) mencatat deflasi pada Mei 2024 secara bulanan mencapai 0.03%. Sementara itu, inflasi tahun ke tahun sebesar 2.84% dan inflasi tahun kalender sebesar 1.16%. Jika dilihat secara bulanan terjadi penurunan indeks harga konsumen dari 106,4 pada April 2024 menjadi 106,37 pada Mei 2024.
 - * Wisatawan Asing, Kedatangan wisatawan asing ke Indonesia meningkat sebesar 23.23% YoY menjadi 1,07 juta pada April 2024, di tengah pemulihan yang berkelanjutan di sektor pariwisata.

- *KOMODITAS***
- * Minyak mentah, Perdagangan minyak mentah melemah seiring investor menimbang jaminan dari OPEC+ dengan data pekerjaan terbaru Amerika Serikat yang menurunkan ekspektasi pemotongan suku bunga oleh Federal Reserve.
 - * Emas, Perdagangan emas melemah setelah Biro Statistik Tenaga Kerja AS mengungkapkan bahwa pasar tenaga kerja tetap kuat dan China menghentikan pembelian logam emas.
 - * CPO, Perdagangan minyak sawit Malaysia menguat untuk sesi kedua berturut-turut pada hari Jumat mengikuti harga minyak mentah yang kuat.

- *PEKAN INI***
- * Pada perdagangan sebelumnya, Indeks Harga Saham Gabungan (IHSG) ditutup melemah dengan volume lebih kecil dari periode sebelumnya.
 - * IHSG diproyeksikan akan bergerak sideways dengan kecenderungan menguat di kisaran support 6.840, dan resistance 6.930.
 - * Investor asing mencatatkan net sell sebesar Rp893 Miliar di seluruh pasar.
 - * Investor dapat melakukan aksi beli secara bertahap pada saham bcaps menggunakan strategi Dollar Cost Averaging (DCA) guna untuk meminimalisir risiko diantaranya sektor perbankan yang masih terkoreksi dan memanfaatkan momentum di sektor energi, metal dan agricultural. Sedangkan pada obligasi, saat ini masih menjadi waktu yang tepat untuk mengoleksi SUN.

Source: IDX, Investing, Kontan, Reuters, Tradingeconomics.

Stock Recommendation

Stock	Last Price	Recommendation	TP 1	TP 2	Stop Loss	Commentary
MIKA	3,040	Trading Buy	3,100	3,190	2,940	Consolidation, entry level: 2950-3040
MBMA	590	Speculative Buy	600	615	570	Oversold, entry level: 575-590
BMRI	6,275	Buy on Weakness	6,400	6,575	6,075	Oversold, entry level: 6100-6275
TINS	855	Speculative Buy	870	895	825	Morning Star, entry level: 830-855
INTP	7,700	Hold	7,850	8,075	7,450	Three White Soldier

LQ45 PRICE PERFORMANCE



Monday, June 10, 2024

CODE	PRICE	Daily (%)	PER		52 WEEK PRICE PERFORMANCE	YTD (%)		PRICE	%	52W Low	CURRENT POSITION	52W High	%
SIDO	760	3.40%	22			44.76%		SIDO	760	59%	478	770	-1%
PGAS	1,590	-0.93%	8			40.71%		PGAS	1,590	50%	1,060	1,650	-4%
ESSA	715	-0.69%	18			34.91%		ESSA	715	46%	490	860	-17%
BRIS	2,180	-0.46%	17			25.29%		BRIS	2,180	50%	1,450	2,960	-26%
ADRO	2,840	-0.35%	3			19.33%		ADRO	2,840	33%	2,140	2,990	-5%
ACES	835	-1.18%	18			15.97%		ACES	835	38%	605	995	-16%
MEDC	1,330	-0.37%	6			15.15%		MEDC	1,330	52%	875	1,705	-22%
INKP	9,300	0.00%	8			11.71%		INKP	9,300	33%	7,000	11,850	-22%
EXCL	2,230	-0.89%	18			11.50%		EXCL	2,230	18%	1,885	2,650	-16%
AKRA	1,600	0.63%	12			8.47%		AKRA	1,600	27%	1,255	1,865	-14%
MBMA	590	3.51%	191			5.36%		MBMA	590	24%	476	940	-37%
CPIN	5,225	0.00%	31			3.98%		CPIN	5,225	18%	4,410	5,800	-10%
BMRI	6,275	1.62%	9			3.72%		BMRI	6,275	26%	5,000	7,500	-16%
PTBA	2,530	0.80%	5			3.69%		PTBA	2,530	10%	2,300	4,060	-38%
INCO	4,450	-0.45%	10			3.25%		INCO	4,450	23%	3,610	7,000	-36%
PGEO	1,180	0.85%	18			0.85%		PGEO	1,180	59%	740	1,680	-30%
UNTR	22,800	1.00%	4			0.77%		UNTR	22,800	9%	20,925	28,775	-21%
ICBP	10,575	-0.24%	23			0.00%		ICBP	10,575	10%	9,600	11,925	-11%
BBTN	1,245	-3.49%	5			-0.40%		BBTN	1,245	6%	1,180	1,610	-23%
KLBF	1,600	1.59%	26			-0.62%		KLBF	1,600	16%	1,375	2,100	-24%
BBCA	9,325	-1.58%	23			-0.80%		BBCA	9,325	8%	8,600	10,400	-10%
ITMG	24,750	0.61%	5			-3.51%		ITMG	24,750	9%	22,800	31,425	-21%
INDF	6,200	0.00%	8			-3.88%		INDF	6,200	6%	5,875	7,550	-18%
AMRT	2,760	-0.72%	33			-5.80%		AMRT	2,760	11%	2,490	3,030	-9%
GGRM	18,850	3.01%	9			-7.26%		GGRM	18,850	5%	17,875	29,550	-36%
MDKA	2,500	1.63%	#N/A			-7.41%		MDKA	2,500	21%	2,060	3,580	-30%
SRTG	1,495	1.01%	#N/A			-8.84%		SRTG	1,495	11%	1,350	1,990	-25%
MTEL	635	0.79%	26			-9.93%		MTEL	635	15%	550	770	-18%
BBNI	4,700	-1.47%	8			-12.56%		BBNI	4,700	9%	4,313	6,250	-25%
UNVR	3,010	-2.27%	24			-14.73%		UNVR	3,010	29%	2,330	4,630	-35%
HRUM	1,115	-6.30%	19			-16.48%		HRUM	1,115	4%	1,075	1,945	-43%
MAPI	1,475	0.68%	13			-17.60%		MAPI	1,475	19%	1,240	2,070	-29%
INTP	7,700	5.48%	15			-18.09%		INTP	7,700	23%	6,275	11,500	-33%
ASII	4,560	0.00%	6			-19.29%		ASII	4,560	6%	4,290	6,975	-35%
ARTO	2,330	1.30%	422			-19.66%		ARTO	2,330	52%	1,530	3,860	-40%
TLKM	3,050	0.00%	12			-22.78%		TLKM	3,050	12%	2,720	4,240	-28%
ANTM	1,300	-1.14%	19			-23.75%		ANTM	1,300	0%	1,300	2,060	-37%
BBRI	4,350	-3.33%	11			-24.02%		BBRI	4,350	1%	4,310	6,450	-33%
TOWR	725	0.00%	11			-26.77%		TOWR	725	10%	660	1,130	-36%
BRPT	965	-1.03%	495			-27.44%		BRPT	965	36%	710	1,950	-51%
PTMP	137	-1.44%	48			-32.18%		PTMP	137	101%	68	338	-59%
GOTO	58	-3.33%	#N/A			-32.56%		GOTO	58	7%	54	130	-55%
EMTK	390	-3.47%	53			-33.90%		EMTK	390	11%	350	805	-52%
SMGR	4,010	1.52%	13			-37.34%		SMGR	4,010	18%	3,410	7,250	-45%
BUKA	132	-2.94%	#N/A			-38.89%		BUKA	132	16%	114	268	-51%

Sumber: Research Team Erdikha Elit Sekuritas

KETERANGAN

PER : PER saat ini dibawah 10 kali

YTD (%) : Kinerja harga saat ini dibandingkan dengan harga saham awal tahun 45 saham yang memiliki likuiditas tinggi dan kapitalisasi pasar

52W Low : **Harga terendah** selama 52 Minggu terakhir

52W High : **Harga tertinggi** selama 52 Minggu terakhir

LQ45 adalah Indeks yang mengukur kinerja harga dari besar serta didukung oleh fundamental perusahaan yang baik.

MSCI PRICE PERFORMANCE



Monday, June 10, 2024

CODE	PRICE	Daily (%)	PER	PRICE	52 WEEK PRICE PERFORMANCE	YTD (%)	PRICE	%	52W Low	CURRENT POSITION	52W High	%
1 AMMN	11,625	-4.32%	298	AMMN		77.48%	AMMN	584%	1,700	▼	15,000	-23%
2 TPIA	8,500	-2.30%	#N/A	TPIA		61.90%	TPIA	326%	1,995	▼	9,875	-14%
3 ADRO	2,840	-0.35%	3	ADRO		19.33%	ADRO	33%	2,140	▼	2,990	-5%
4 INKP	9,300	0.00%	8	INKP		11.71%	INKP	33%	7,000	▼	11,850	-22%
5 CPIN	5,225	0.00%	31	CPIN		3.98%	CPIN	18%	4,410	▼	5,800	-10%
6 BMRI	6,275	1.62%	9	BMRI		3.72%	BMRI	26%	5,000	▼	7,500	-16%
7 UNTR	22,800	1.00%	4	UNTR		0.77%	UNTR	9%	20,925	▼	28,775	-21%
8 ICBP	10,575	-0.24%	23	ICBP		0.00%	ICBP	10%	9,600	▼	11,925	-11%
9 KLBF	1,600	1.59%	26	KLBF		-0.62%	KLBF	16%	1,375	▼	2,100	-24%
10 BBKA	9,325	-1.58%	23	BBKA		-0.80%	BBKA	8%	8,600	▼	10,400	-10%
11 INDF	6,200	0.00%	8	INDF		-3.88%	INDF	6%	5,875	▼	7,550	-18%
12 AMRT	2,760	-0.72%	33	AMRT		-5.80%	AMRT	11%	2,490	▼	3,030	-9%
13 MDKA	2,500	1.63%	#N/A	MDKA		-7.41%	MDKA	21%	2,060	▼	3,580	-30%
14 BBNI	4,700	-1.47%	8	BBNI		-12.56%	BBNI	9%	4,313	▼	6,250	-25%
15 UNVR	3,010	-2.27%	24	UNVR		-14.73%	UNVR	29%	2,330	▼	4,630	-35%
16 ASII	4,560	0.00%	6	ASII		-19.29%	ASII	6%	4,290	▼	6,975	-35%
17 TLKM	3,050	0.00%	12	TLKM		-22.78%	TLKM	12%	2,720	▼	4,240	-28%
18 ANTM	1,300	-1.14%	19	ANTM		-23.75%	ANTM	0%	1,300	▼	2,060	-37%
19 BBRI	4,350	-3.33%	11	BBRI		-24.02%	BBRI	1%	4,310	▼	6,450	-33%
BRPT	965	-1.03%	495	BRPT		-27.44%	BRPT	36%	710	▼	1,950	-51%
21 GOTO	58	-3.33%	#N/A	GOTO		-32.56%	GOTO	7%	54	▼	130	-55%

Sector Weights for Monday, June 3, 2024

Sector N Weight%	Weight%
Financials	57.94
Materials	12.77
Consumer Staples	8.48
Communication Services	7.6
Industrials	4.59
Energy	3.85
Consumer Discretionary	3.1
Health Care	1.66

Industry Group Weights for Monday, June 3, 2024

Industry Group Name	Weight%
Banks	57.94
Materials	12.77
Telecommunication Services	7.6
Food Beverage & Tobacco	4.6
Capital Goods	4.59
Energy	3.85
Consumer Discretionary Distribution & Retail	3.1
Consumer Staples Distribution & Retail	2.62
Pharmaceuticals, Biotechnology & Life Sciences	1.66
Household & Personal Products	1.26

INDONESIA

- MSCI Global Standard Indexes List
 Additions: TPIA
 Deletions: TOWR, SMGR

- MSCI Small Cap Indexes List
 Additions: GGRM, MIKA, SMGR, ULTI, TOWR
 Deletions: AUTO, BIPI, BBKP, LPKR, ENRG, MNCN, CARE, LSIP

NEXT

May 2024 Index Review
 o Announcement date: 12 Agustus 2024
 o Effective date: 2 September 2024

Sumber: Research Team Erdikha Elit Sekuritas

KETERANGAN

- PER** : PER saat ini dibawah 10 kali
- YTD (%)** : Kinerja harga saat ini dibandingkan dengan harga saham awal tahun
- 52W Low** : Harga terendah selama 52 Minggu terakhir
- 52W High** : Harga tertinggi selama 52 Minggu terakhir

























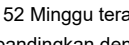

IDX80 PERFORMANCE



Monday, June 10, 2024

260

CODE	PRICE	Daily (%)	PER	52 WEEK PRICE PERFORMANCE	YTD (%)	PRICE	%	52W Low	CURRENT POSITION	52W High	%
TPIA	8,500	-2.30%	#N/A		61.90%	8,500	326%	1,995	▼	9,875	-14%
SIDO	760	3.40%	22		44.76%	760	59%	478	▼	770	-1%
PGAS	1,590	-0.93%	8		40.71%	1,590	50%	1,060	▼	1,650	-4%
ESSA	715	-0.69%	18		34.91%	715	46%	490	▼	860	-17%
SMIL	163	1.24%	17		34.71%	163	68%	97	▼	184	-11%
TINS	855	5.56%	#N/A		32.56%	855	64%	520	▼	1,095	-22%
PNLF	344	-1.71%	7		30.30%	344	42%	242	▼	410	-16%
BRIS	2,180	-0.46%	17		25.29%	2,180	50%	1,450	▼	2,960	-26%
ADRO	2,840	-0.35%	3		19.33%	2,840	33%	2,140	▼	2,990	-5%
TKIM	8,525	-0.87%	6		16.78%	8,525	48%	5,750	▼	10,375	-18%
ACES	835	-1.18%	18		15.97%	835	38%	605	▼	995	-16%
JPFA	1,360	1.87%	9		15.25%	1,360	29%	1,055	▼	1,475	-8%
MEDC	1,330	-0.37%	6		15.15%	1,330	52%	875	▼	1,705	-22%
INKP	9,300	0.00%	8		11.71%	9,300	33%	7,000	▼	11,850	-22%
EXCL	2,230	-0.89%	18		11.50%	2,230	18%	1,885	▼	2,650	-16%
ISAT	10,375	1.97%	17		10.67%	10,375	26%	8,250	▼	12,250	-15%
AKRA	1,600	0.63%	12		8.47%	1,600	27%	1,255	▼	1,865	-14%
WIFI	167	-3.47%	6		8.44%	167	30%	128	▼	280	-40%
ELSA	414	0.49%	5		6.70%	414	29%	320	▼	464	-11%
MIKA	3,040	3.05%	44		6.67%	3,040	25%	2,430	▼	3,200	-5%
JSMR	5,175	1.97%	5		6.26%	5,175	52%	3,410	▼	5,700	-9%
MBMA	590	3.51%	191		5.36%	590	24%	476	▼	940	-37%
CPIN	5,225	0.00%	31		3.98%	5,225	18%	4,410	▼	5,800	-10%
BMRI	6,275	1.62%	9		3.72%	6,275	26%	5,000	▼	7,500	-16%
PTBA	2,530	0.80%	5		3.69%	2,530	10%	2,300	▼	4,060	-38%
MAPA	850	0.00%	17		3.66%	850	48%	575	▼	1,170	-27%
GJTL	1,070	-1.38%	3		3.38%	1,070	70%	630	▼	1,490	-28%
INCO	4,450	-0.45%	10		3.25%	4,450	23%	3,610	▼	7,000	-36%
PGEO	1,180	0.85%	18		0.85%	1,180	59%	740	▼	1,680	-30%
UNTR	22,800	1.00%	4		0.77%	22,800	9%	20,925	▼	28,775	-21%
ICBP	10,575	-0.24%	23		0.00%	10,575	10%	9,600	▼	11,925	-11%
BBTN	1,245	-3.49%	5		-0.40%	1,245	6%	1,180	▼	1,610	-23%
KLBF	1,600	1.59%	26		-0.62%	1,600	16%	1,375	▼	2,100	-24%
BBCA	9,325	-1.58%	23		-0.80%	9,325	8%	8,600	▼	10,400	-10%
CTRA	1,145	0.44%	11		-2.14%	1,145	17%	975	▼	1,335	-14%
ADMR	1,330	-1.12%	7		-2.21%	1,330	69%	785	▼	1,600	-17%
ERAA	412	-0.48%	8		-3.29%	412	26%	326	▼	545	-24%
ITMG	24,750	0.61%	5		-3.51%	24,750	9%	22,800	▼	31,425	-21%
INDF	6,200	0.00%	8		-3.88%	6,200	6%	5,875	▼	7,550	-18%
ASSA	755	3.42%	24		-4.43%	755	10%	685	▼	1,420	-47%
MYOR	2,370	0.00%	15		-4.82%	2,370	8%	2,200	▼	2,900	-18%
AMRT	2,760	-0.72%	33		-5.80%	2,760	11%	2,490	▼	3,030	-9%
GGRM	18,850	3.01%	9		-7.26%	18,850	5%	17,875	▼	29,550	-36%
MDKA	2,500	1.63%	#N/A		-7.41%	2,500	21%	2,060	▼	3,580	-30%
MPMX	970	-8.49%	8		-7.62%	970	2%	955	▼	1,095	-11%
TBIG	1,910	-0.52%	28		-8.61%	1,910	19%	1,600	▼	2,300	-17%
SRTG	1,495	1.01%	#N/A		-8.84%	1,495	11%	1,350	▼	1,990	-25%
INDY	1,300	-1.52%	5		-9.41%	1,300	1%	1,285	▼	2,380	-45%
SMRA	520	0.00%	9		-9.57%	520	8%	480	▼	740	-30%
MTEL	635	0.79%	26		-9.93%	635	15%	550	▼	770	-18%
PWON	408	0.49%	11		-10.13%	408	9%	374	▼	525	-22%
BMTR	236	0.85%	6		-11.94%	236	7%	220	▼	388	-39%
BSDE	950	0.53%	8		-12.04%	950	9%	870	▼	1,235	-23%

HEAL	1,305	1.16%	37	HEAL		-12.42%	HEAL	1,305	23%	1,060	▼	1,575	-17%
BBNI	4,700	-1.47%	8	BBNI		-12.56%	BBNI	4,700	9%	4,313	▼	6,250	-25%
UNVR	3,010	-2.27%	24	UNVR		-14.73%	UNVR	3,010	29%	2,330	▼	4,630	-35%
MNCN	328	-1.20%	4	MNCN		-15.03%	MNCN	328	15%	284	▼	715	-54%
BRMS	144	-1.37%	89	BRMS		-15.29%	BRMS	144	13%	127	▼	226	-36%
HRUM	1,115	-6.30%	19	HRUM		-16.48%	HRUM	1,115	4%	1,075	▼	1,945	-43%
MAPI	1,475	0.68%	13	MAPI		-17.60%	MAPI	1,475	19%	1,240	▼	2,070	-29%
PTPP	352	1.15%	4	PTPP		-17.76%	PTPP	352	7%	330	▼	835	-58%
INTP	7,700	5.48%	15	INTP		-18.09%	INTP	7,700	23%	6,275	▼	11,500	-33%
AUTO	1,925	-0.26%	5	AUTO		-18.43%	AUTO	1,925	7%	1,795	▼	3,620	-47%
BFIN	980	-1.01%	10	BFIN		-18.67%	BFIN	980	3%	955	▼	1,535	-36%
ASII	4,560	0.00%	6	ASII		-19.29%	ASII	4,560	6%	4,290	▼	6,975	-35%
SCMA	137	-2.14%	19	SCMA		-19.41%	SCMA	137	17%	117	▼	177	-23%
ENRG	177	0.00%	4	ENRG		-19.55%	ENRG	177	3%	172	▼	302	-41%
ARTO	2,330	1.30%	422	ARTO		-19.66%	ARTO	2,330	52%	1,530	▼	3,860	-40%
TLKM	3,050	0.00%	12	TLKM		-22.78%	TLKM	3,050	12%	2,720	▼	4,240	-28%
ANTM	1,300	-1.14%	19	ANTM		-23.75%	ANTM	1,300	0%	1,300	▼	2,060	-37%
BBRI	4,350	-3.33%	11	BBRI		-24.02%	BBRI	4,350	1%	4,310	▼	6,450	-33%
TOWR	725	0.00%	11	TOWR		-26.77%	TOWR	725	10%	660	▼	1,130	-36%
BRPT	965	-1.03%	495	BRPT		-27.44%	BRPT	965	36%	710	▼	1,950	-51%
PTMP	137	-1.44%	48	PTMP		-32.18%	PTMP	137	101%	68	▼	338	-59%
GOTO	58	-3.33%	#N/A	GOTO		-32.56%	GOTO	58	7%	54	▼	130	-55%
BTPS	1,130	-2.16%	9	BTPS		-33.14%	BTPS	1,130	11%	1,020	▼	2,350	-52%
EMTK	390	-3.47%	53	EMTK		-33.90%	EMTK	390	11%	350	▼	805	-52%
SMGR	4,010	1.52%	13	SMGR		-37.34%	SMGR	4,010	18%	3,410	▼	7,250	-45%
BUKA	132	-2.94%	#N/A	BUKA		-38.89%	BUKA	132	16%	114	▼	268	-51%

Sumber: Research Team Erdikha Elit Sekuritas

KETERANGAN

52W Low	:	Harga terendah selama 52 Minggu terakhir
52W High	:	Harga tertinggi selama 52 Minggu terakhir
YTD (%)	:	Kinerja harga saat ini dibandingkan dengan harga saham awal tahun
PER	:	PER saat ini dibawah 10 kali

IDX80 adalah Indeks yang mengukur kinerja harga dari 80 saham yang memiliki likuiditas tinggi dan kapitalisasi pasar besar serta didukung oleh fundamental perusahaan yang baik.

CORPORATE ACTION



Monday, June 10, 2024

Cash Dividend

SILO | PGAS | IDEA | CLEO BMHS | STAA | GRPM | MEDC | NAYZ | TBIG | BOLT | PSGO

[Ex]

Cash Dividend

GEMS | SMCB | MLIA | APLI | SDPC | MTEL | GHON

[Cum]

IPO

BATR

[Listing]

Public Expose

WICO | VAST MBSS | RCCC | RISE | ESTA | PEVE

RUPS

RISE | ESTA | KBLM | RCCC | MBSS | DMAS | TAYS | IPCC | VAST | PEVE | DOOH | INCO | BBSI

Monday, June 10, 2024

LQ 45 Performance

Top Gainer

INTP 7,700 (5.4%)
MBMA 590 (3.5%)
SIDO 760 (3.4%)
GGRM 18,850 (3%)
MDKA 2,500 (1.6%)

Top Volume

GOTO 58 (21.1 Mn Lot)
BBRI 4,350 (3.7 Mn Lot)
BUKA 132 (1.6 Mn Lot)
BMRI 6,275 (0.9 Mn Lot)
MBMA 590 (0.9 Mn Lot)

Top Frekuensi

BBRI 4,350 (74k x)
GOTO 58 (24k x)
ANTM 1,300 (17k x)
BBCA 9,325 (14k x)
BMRI 6,275 (13k x)

Top Loser

HRUM 1,115 (-6.3%)
BBTN 1,245 (-3.4%)
EMTK 390 (-3.4%)
BBRI 4,350 (-3.3%)
GOTO 58 (-3.3%)

Top Value

BBRI 4,350 (1651.5 IDR Bn)
BMRI 6,275 (617.9 IDR Bn)
BBCA 9,325 (483.8 IDR Bn)
SMGR 4,010 (236.8 IDR Bn)
BBNI 4,700 (214.6 IDR Bn)

All Stock Performance

Top Gainer

MKNT 2 (100%)
PEGE 122 (34%)
JGLE 5 (25%)
AGAR 374 (24.6%)
NINE 6 (20%)

Top Volume

GOTO 58 (21.1 Mn Lot)
ATLA 50 (9.4 Mn Lot)
FREN 28 (4 Mn Lot)
BBRI 4,350 (3.7 Mn Lot)
BULL 149 (3.3 Mn Lot)

Top Frekuensi

BBRI 4,350 (74k x)
ATLA 50 (40k x)
GOTO 58 (24k x)
SATU 165 (18k x)
ANTM 1,300 (17k x)

Top Loser

TAXI 1 (-50%)
AKSI 121 (-20.3%)
ATLA 50 (-16.6%)
REAL 5 (-16.6%)
MHKI 102 (-15.7%)

Top Value

BBRI 4,350 (1651.5 IDR Bn)
BMRI 6,275 (617.9 IDR Bn)
BBCA 9,325 (483.8 IDR Bn)
AMMN 11,625 (279.4 IDR Bn)
SMGR 4,010 (236.8 IDR Bn)

ECONOMIC CALENDAR



				Actual	Previous	Consensus	Forecast
Monday June 10 2024							
10:30 PM	US	<u>3-Month Bill Auction</u>			5.25%		
10:30 PM	US	<u>6-Month Bill Auction</u>			5.16%		
	CN	<u>Vehicle Sales YoY MAY</u>			9.30%		8.50%
Tuesday June 11 2024							
12:00 AM	US	<u>3-Year Note Auction</u>			4.61%		
10:00 AM	ID	<u>Retail Sales YoY APR</u>			9.30%		11.00%
Wednesday June 12 2024							
12:00 AM	US	<u>10-Year Note Auction</u>			4.48%		
3:30 AM	US	<u>API Crude Oil Stock Change JUN/07</u>			4.052M		
8:30 AM	CN	<u>Inflation Rate YoY MAY</u>			0.30%	0.30%	0.20%
8:30 AM	CN	<u>Inflation Rate MoM MAY</u>			0.10%		-0.20%
8:30 AM	CN	<u>PPI YoY MAY</u>			-2.50%	-1.80%	-1.90%
10:00 AM	ID	<u>Consumer Confidence MAY</u>			127.7		128
7:30 PM	US	<u>Core Inflation Rate MoM MAY</u>			0.30%	0.30%	0.30%
7:30 PM	US	<u>Core Inflation Rate YoY MAY</u>			3.60%	3.50%	3.60%
7:30 PM	US	<u>Inflation Rate MoM MAY</u>			0.30%	0.20%	0.10%
7:30 PM	US	<u>Inflation Rate YoY MAY</u>			3.40%	3.40%	3.40%
7:30 PM	US	<u>CPI MAY</u>			313.55	313.91	314.5
7:30 PM	US	<u>CPI s.a MAY</u>			313.207		313.5
Thursday June 13 2024							
1:00 AM	US	<u>Fed Interest Rate Decision</u>			5.50%	5.50%	5.50%
1:00 AM	US	<u>FOMC Economic Projections</u>					
1:00 AM	US	<u>Monthly Budget Statement MAY</u>			\$210B	\$222B	\$220.0B
1:00 AM	US	<u>Interest Rate Projection - 1st Yr</u>			3.90%		
1:00 AM	US	<u>Interest Rate Projection - 2nd Yr</u>			3.10%		
1:00 AM	US	<u>Interest Rate Projection - 3rd Yr</u>			2.90%		
1:00 AM	US	<u>Interest Rate Projection - Current</u>			4.60%		
1:00 AM	US	<u>Interest Rate Projection - Longer</u>			2.60%		
1:30 AM	US	<u>Fed Press Conference</u>					
7:30 PM	US	<u>PPI MoM MAY</u>			0.50%	0.20%	0.20%
7:30 PM	US	<u>Core PPI MoM MAY</u>			0.50%	0.30%	0.30%
7:30 PM	US	<u>Initial Jobless Claims JUN/08</u>			229K	227K	
7:30 PM	US	<u>Continuing Jobless Claims JUN/01</u>			1792K		
7:30 PM	US	<u>Core PPI YoY MAY</u>			2.40%	2.30%	2.30%
7:30 PM	US	<u>Jobless Claims 4-week Average JUN/08</u>			222.25K		
Friday June 14 2024							
12:00 AM	US	<u>30-Year Bond Auction</u>			4.64%		
7:30 PM	US	<u>Export Prices MoM MAY</u>			0.50%	0.20%	0.30%
7:30 PM	US	<u>Import Prices MoM MAY</u>			0.90%	0.50%	0.70%
7:30 PM	US	<u>Export Prices YoY MAY</u>			-1%		1.50%
	ID	<u>Car Sales YoY MAY</u>			-17.50%		

JAKARTA (Head Office)

Gedung Sucaco Lt 3
JL. Kebon Sirih Kav. 71
Jakarta Pusat – 10340
Telp : +622139836420

SEMARANG

JL. Sembodro No. 12A, Plomblokan
Kec. Semarang Utara, Kota Semarang
Jawa Tengah – 50171
WA : +6281808054623
Telp : +62243512068

SURABAYA

Ruko Galeri Bukit Indah
(Pakuwon Indah) RK03-001, Kel. Lontar
Kec. Sambikerep, Surabaya, Jawa Timur
WA : +62 856-7279-999
Telp : +623198700528

Telp : +62 21 3983 6420

Fax : +62 21 3983 6422

Email:

admin.aonline@erdikha.com

aof.elit@erdikha.com

Career: hrd@erdikha.com

Disclaimer :

The information contained herein has been compiled from sources that we believe to be reliable. No warranty (express or implied) is made to the accuracy or completeness of the information. All opinions and estimates included in this report constitute our judgment as of this date, without regards to its fairness, and are subject to change without notice. This document has been prepared for general information only, without regards to the specific objectives, financial situation and needs of any particular person who may receive it. No responsibility or liability whatsoever or howsoever arising is accepted in relation to the contents hereof by any company mentioned herein, or any their respective directors, officers or employees. This document is not an offer to sell or a solicitation to buy any securities. This firms and its affiliates and their officers and employees may have a position, make markets, act as principal or engage in transaction in securities or related investments of any company mentioned herein, may perform services for or solicit business from any company mentioned herein, and may have acted upon or used any of the recommendations herein before they have been provided to you. Available only to person having professional experience in matters relating to investments.